

Picture Board for Camp Nursing

Instructions:

1. Laminate or large poster board and glue strips of Velcro to attach tags to (alternative- glue Velcro strips to laminated construction paper. Make into booklet for child to carry)
2. Print and laminate the following pages and cut into individual tags
3. Glue a strip of Velcro to each tag
4. Attach tags to picture board or book

YES



HELP




STOMACHACHE



NO




I CAN'T BREATHE



EARACHE



I DON'T KNOW



HEADACHE



SORE THROAT



CHEST PAIN




ARM PAIN



I LIKE



BACK PAIN



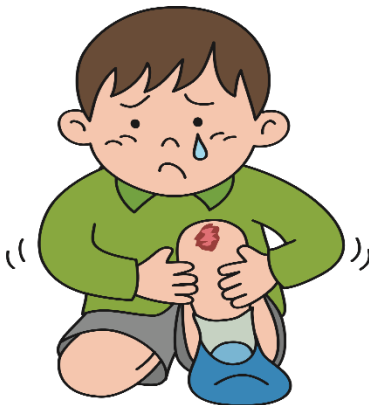
FOOT PAIN



I DON'T LIKE



LEG PAIN



BEE STING



I WANT MORE




I'M FINISHED



INSIDE




DOWN



PLEASE



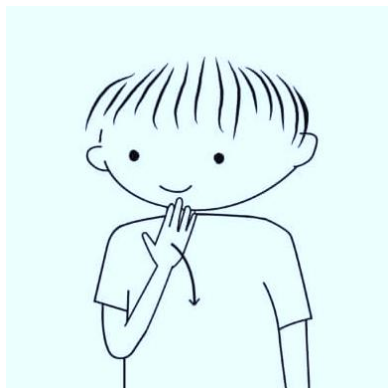
OUTSIDE



DRINK



THANK YOU



UP



EAT



INHALER



LAKE



SWIMMING



RASH



HIKING



ARTS AND CRAFTS



CABIN



CAMPFIRE



OUTSIDE GAMES

